

[How to use No.1 Koi Asia Auction]

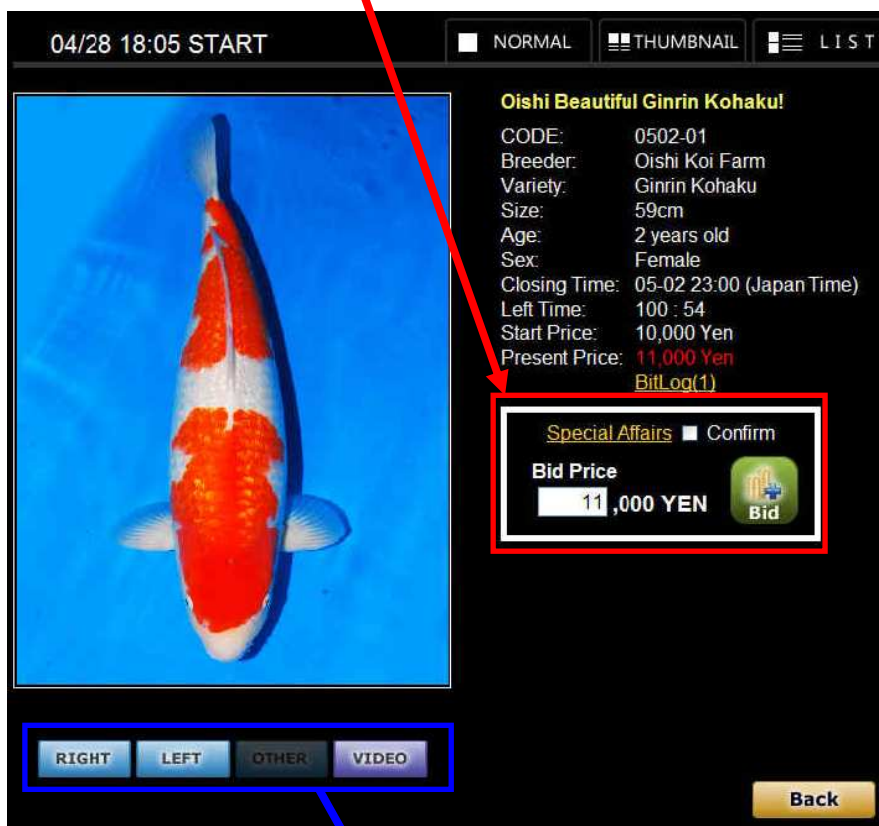
1. It is displayed as "In preparation" and you cannot bid until the auction starts.
(You can see the movie of the Koi in the exhibition before the auction starts.)

The image shows two screenshots from the Nishikigoi Auction website. The top screenshot is a general auction page for a "No.1 Koi Asia First Memorial Auction!". It features a large video player with a play button in the center, set against a blue background with several Koi fish. To the left of the video is a "Notes of Bidding" section with several numbered points. Below the video is a "CONTACT" section with a telephone number and email address. At the bottom of the video player area, there is a small thumbnail of a Koi fish and a "Bid Room" button highlighted with a red box. The bottom screenshot shows a detailed view of a specific Koi fish, "Oishi Beautiful Ginrin Kohaku!". It includes a large image of the fish on the left and a list of details on the right: CODE: 0502-01, Breeder: Oishi Koi Farm, Variety: Ginrin Kohaku, Size: 59cm, Age: 2 years old, Sex: Female, Closing Time: 05-02 23:00 (Japan Time), Left Time: 100 : 55, Start Price: 10,000 Yen, and Present Price: 10,000 Yen. Below the details is a pink box with the text "In Preparation". At the bottom of the page, there are navigation buttons for "RIGHT", "LEFT", "OTHER", "VIDEO", and a "Back" button.

Member
Dear Test Taro
My Page Logout
Nishikigoi Auction
No.1 Koi Asia First Memorial Auction!
How to
Notes of Bidding
04/28 18:00 START
NORMAL THUMBNAI LIST
1. You need the "No.1 Koi Asia Auction" permission beforehand to bid at the auction. Please contact the nearest dealer.
2. Decide the highest bid price, you need a bidding charge, postage, customs duty, etc.
There is a big difference depending on the size of the bid price the country that you request. For more information, please contact the nearest dealer.
3. The maximum that we can offer the auction is 10% of the price you enter on the introduction of the merchandise. You could change the maximum limit (10% limit).
4. We have to pay the amount of money including a handling charge etc. to the dealer within 10 days after making a successful bid.
CONTACT
TEL: +81-3-5638-1111
Email: info@no1koi.com
CREATING A NEW KOI HISTORY
No.1 Koi
[About Keeping Koi in Japan]
Basically, we are not able to keep Koi in Japan a long term that are not indicated as "Including Keeping Charges", "Possible to Keep in Japan for 50,000Yen", "For Koi Show in Japan" etc. in the description of the Koi for the auction.
If you need long term (more than 2 months) keeping in Japan due to circumstances beyond your control, please email us call us before bidding. In this case, we cannot guarantee compensation for death.
We will refund the whole amount when Koi sold as female was found out to be male.
CODE: 0502-01
Breeder: Oishi Koi Farm
Variety: Ginrin Kohaku
Size: 59cm
Age: 2 years old
Sex: Female
Closing Time: 05-02 23:00 (JPT)
Left Time: 100 : 55
Start Price: 10,000 Yen
Present Price: 10,000 Yen
RIGHT LEFT OTHER VIDEO Bid Room
04/28 18:10 START
NORMAL THUMBNAI LIST
Oishi Beautiful Ginrin Kohaku!
CODE: 0502-01
Breeder: Oishi Koi Farm
Variety: Ginrin Kohaku
Size: 59cm
Age: 2 years old
Sex: Female
Closing Time: 05-02 23:00 (Japan Time)
Left Time: 100 : 55
Start Price: 10,000 Yen
Present Price: 10,000 Yen
In Preparation
RIGHT LEFT OTHER VIDEO Back

Bidding is not available yet.

2. When the auction starts, the "In preparation" changes to "Bid" button and you can start bidding.

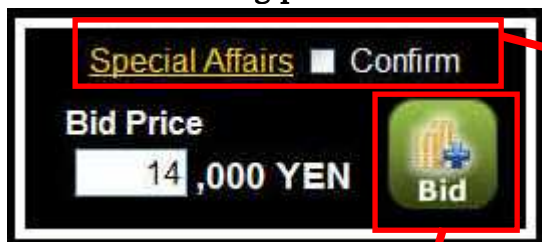


Click the button to see the right side, left side and Video of the exhibition Koi.
* There is no image when the button color is gray.



- * Review the Special Affairs (rules and regulations) and check to agree before a bid.
- * The same nickname as the one registered with member information is used to bid.
You can change it from my page.
- * Please enter the price Japanese yen for the bidding price. The bidding price is in 1,000 JPY
Example: When you enter 10, you bid for 10,000 JPY

3. Enter the bidding price and click "Bid" button.



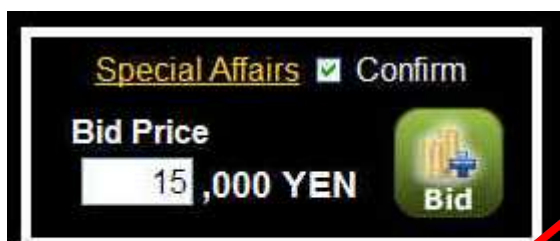
Check "Confirm" box before bidding.



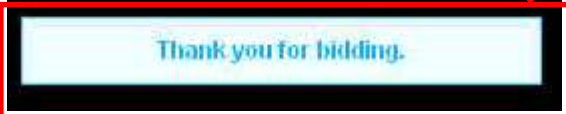
When you click "Bid" button, the confirmation page of the bidding price will be displayed. Click "OK" button.
* If you enter an incorrect bidding price, click "Cancel" button, enter a correct bidding price and bid again.



When another bidder enters a higher amount, this message is displayed. Edit the bidding amount and bid again.

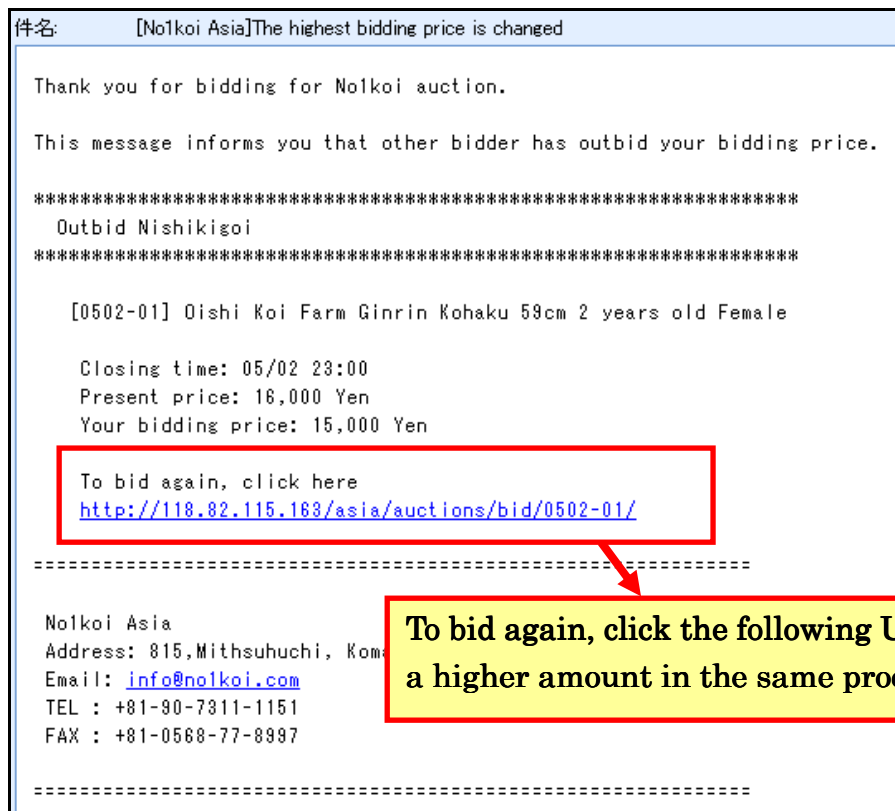


When you bid successfully, this message is displayed.



- When another bidder enters a higher amount, you will receive a notification email to your registered email address.

To bid again, click the URL in the email and bid again.



To bid again, click the following URL and enter a higher amount in the same process as 3.



[Automatic extension of end time]
 When the highest amount is updated 5 minutes before the end time for the auction, the remaining time is extended 5 minutes. (It is displayed 4 minutes)

When the highest amount is updated within 5 minutes again, the remaining time is extended 5 minutes again.

5. When the auction ends, the highest bidder receives a notification email for a successful bidding. Confirm the information of Koi.



Your No.1 Koi dealer also gets the same email at the same time.

*** We interact with the No.1 Koi dealer about the payments, shipping, and handling, after the successful bid. Therefore, please contact the dealer.**

